

SCAR FORCE

Welcome to Scar Force

As the director of your church's VBS program, you have many responsibilities. This VBS kit is designed to make your job as easy as possible for you and your staff. But, before you dive into the logistics of planning your VBS, here's a quick look at the nuts and bolts of Scar Force.

THEME AND OBJECTIVE

A long time ago, in a galaxy very nearby, an epic saga began. At Scar Force, kids will attend the "J-Di" Academy, where they will learn to be "J-Di's" (Jesus Disciples) and train to walk in the ways of His Force. Scar Force is a good-natured spoof on the Star Wars franchise, designed to show kids that the Bible is an even greater epic saga than Star Wars. More than that, THIS saga is TRUE, and we are all an active part of it! Kids love Star Wars. Our objective is to help them to love the Bible even more, showing kids their great need for Jesus and the importance of walking in obedience to Him.

Episode I: The Greatest Menace

Kids will learn how the great war began, when the Dark Invader came to Eve and deceived her and Adam into trading God's Light for sin and darkness. A spiraling decline follows, culminating in a catastrophic global flood. But in the wake of these disasters, God promises a Light—a deliverer—who will defeat the darkness. This Deliverer will come from the family of one special man, chosen by God, whose name was Abram.

Episode II: A New Nation

The great grandson of Abram has carried on in Abram's footsteps, but years after Joseph became the leader of Egypt, the Hebrew people have become slaves to the Egyptians. But God has heard their cries and sent Moses to lead His people out of slavery through a series of devastating plagues. Now free of Egypt, the Hebrews struggle to establish a nation of their own, taking possession of the land which God had promised them. "Episode II" will show kids that God has chosen us to come out of our sin and to enter His rest by placing our trust in Him.

Episode III: The Fall of Israel

After a chaotic period of Judges, God gives Israel a king of their own, eventually placing David on the throne. Although David serves God wholeheartedly, the kingdom soon divides and descends into rebellion and depravity until all of Israel and Judah are taken again into slavery by Assyria and Babylon. Yet, even in this dark hour, a light shines, heralding the promise of a Deliverer... "Episode III" will challenge kids to hold up the Light of God even in the darkness by walking in God's Light and trusting in His Promises.

Episode IV: The Only Hope

After 400 years of silence by God and oppression at the hands of Greece and Rome, a Light whose coming has been long foretold has dawned like the sun. This Light, whose name is Jesus, is the fulfillment of all of God's Promises throughout the Bible for a Deliverer, and is the pivotal point in all of history. Even so, the Dark Invader appears to win a great victory as Jesus is arrested and put to death, seemingly putting an end to God's plan. But in an unexpected and wondrous turn of events, Jesus rises from the dead, leaving man's sin in the grave, and hope is alive and well!

Episode V: Return of the King

From the accounts of the book of Acts to the triumphant return of the glorified Jesus as King of Kings in Revelation, "Episode V" will explain that Jesus will one day return to earth, and although we don't know the precise timing or details of how it will unfold, we can be certain of these things: It will certainly happen, and when it does, the King of Kings and Lord of Lords will destroy the darkness for all eternity, and evil will never be heard from again!

TEACHING PERSPECTIVES

The Scar Force Bible Lessons are provided in Lesson Packs for each day and teaching level of VBS. Each day of the Scar Force VBS features TWO teaching times (Lesson "A" and Lesson "B") to show kids both the sequence and the significance of Biblical events. When taught in sequence, kids will experience a "bird's eye" view of the entire Bible and will see that everything hinges on Jesus and our response to Him.

THE GOSPEL

One of the prime objectives of Scar Force is to share the gospel of Jesus Christ with children and their families. Through the use of Bible lessons, gospel tracts, and discipleship materials which can all be printed from the "Scar Force" materials, you can share the gospel with all the children in your VBS program.

Additionally, the Scar Force drama skits share the gospel with children every day of VBS. During the five days of VBS, "Lucas," our main drama character, will constantly share the gospel with a sense of urgency, and of course, with a great deal of fun. The "Scar Force" drama skits allow you to share the gospel on EVERY DAY OF VBS, making "Scar Force" a very evangelical program.

FOUR BIBLE VERSIONS INCLUDED IN THIS VBS KIT

Nearly every publication in this VBS kit that directly quotes Scripture is provided in four different versions. So, as you're printing your materials, just indicate which Bible version you want, and that's what you'll get! The Bible versions included in this kit, and their copyright notices, are:

New International Version (NIV 1984)

Scripture quoted by permission. Quotations designated (NIV) are from THE HOLY BIBLE: NEW INTERNATIONAL VERSION (NIV). Copyright © 1973, 1978, 1984 by International Bible Society. Used by permission of Zondervan Publishing House. All rights reserved.

King James Version (KJV)

Written in 17th century English, this classic translation is viewed by many to be the best available. Quotations from the KJV are public domain.

English Standard Version (ESV)

The Holy Bible, English Standard Version. Copyright © 2001 by Crossway Bibles, a division of Good News Publishers. All rights reserved.

Holman Christian Standard Bible® (HCSB)

All quotations from the HCSB are Copyright © 1999, 2000, 2002, 2003 by Holman Bible Publishers.

WEBLINK

If you purchase this VBS kit through TruthQuest's WebLink system, your VBS staff can access and download their own materials online. VBS staff can access their lessons by visiting www.truthquest.net and clicking "WebLink Login." Then, after logging in (using the username and password set up by your church), they can navigate to the specific items they need and print the materials themselves. This option is only available if your church purchased the WebLink version of Scar Force.

Five Days, Two and One-Half Hours per Day

Although you may alter the time frame in which this VBS program operates in your church, it is designed to run for five days, running for 2½ hours or more each day. This allows VBS to be done either in the daytime or in the evening. Extending the daily running time is possible, although we do not recommend reducing the running time to less than 2½ hours per day, as the children will not be able to participate in all the VBS activities in less than 2½ hours per day.

See the VBS Scheduling Tools provided later in this Guidebook to easily establish your daily VBS schedule.

How This VBS Program Operates Each Day

SESSION 1: OPENING ASSEMBLY (20 MINUTES)

After children have arrived each day and checked in with their Age Group Leaders, all the children will assemble as one large group in a large room such as a church sanctuary. The opening assembly consists of the following:



Opening Songs

The worship leader will lead the children in singing the VBS Theme Song and one other song to start off on the right foot.

Opening Skit

A fun drama skit is performed for all the children which introduces the lesson focus for that day of VBS.

SESSIONS 2-5: VBS LESSON AND ACTIVITIES

After the opening assembly, the children are divided into their respective age groups (described later in this packet) and sent off to participate in five VBS activity sessions. During any given time session, each VBS age group will be involved in a different activity than the other groups. At the end of each time session, each group will ROTATE to a different activity until all of your age groups have participated in all of the activity sessions (meaning that each group will go to the VBS activities in a different order). You will need a room or area for each of these activity sessions, which are as follows:



Bible Lesson "A" (20 minutes)

This 20-minute lesson time teaches about significant Bible events and how they set the stage for things to come. Each lesson builds on the lessons that came before them, and all lessons include strong visual and interactive elements, as well as challenges to apply the Biblical concepts being covered. Bible Lesson "B" always follows this lesson and is of a similar style.



Bible Lesson "B" (20 minutes)

The "B" lesson for each day must always follow the "A" lesson in order to preserve the overall Biblical message.



Game Time (20 minutes)

For a break, the children get to run off some energy by participating in a fun game which either helps them to apply the day's lesson or just to have fun.



Crafts & Snack Time (20 minutes)

Here, the children get to create a simple but fun craft project to remind them of their day at VBS. As they do this, they are served a yummy and fun VBS snack.

SESSION 6: CLOSING ASSEMBLY (25 MINUTES)

At the end of each day, the children re-convene into one large group for the closing assembly, which takes place in the same room where your opening assembly took place. The closing assembly includes:



Praise & Worship Music

At the start of the closing assembly, the worship leader or drama leader leads all the children in singing worship songs such as those which have been provided on the VBS Music CD.



Closing Skit

Next, the second half of the drama skit for the day is performed for the children, reviewing what has been learned and concluding the story for that day of VBS.

Gospel Presentation & Prayer

Each day's VBS skit includes an option to present the gospel to the children during the closing VBS skit, along with a closing prayer.

How Large is Your VBS?

The scale of your VBS affects numerous things as you make plans. The number of children and staff you will have affects your staffing needs, the Age Groups you'll incorporate, the teaching levels you'll use, and the way you set up your daily VBS rotation schedule.

SCALING VBS TO YOUR NEEDS

Scar Force can accommodate up to eight age groups and four teaching levels. However, depending on the scale of your VBS, you may not use them all. The charts in the right column show three different VBS models. Based on your anticipated VBS attendance, you need to determine which of these three models your VBS will follow.

SMALL VBS

50 or Fewer Children Expected

In this VBS model, you will OMIT six of the eight possible VBS age groups and two of the possible teaching levels. Teaching levels 1 and 3 will not be used in this model, and all materials in this VBS kit which are designed specifically for Level 1 or Level 3 should be disregarded.

Go to the "How to Set Up a Small VBS" Section Beginning on Page 9

This mini-section includes tools to help you adapt Scar Force to suit your needs, including:

- Small VBS Age Group and Teaching Level Chart
- Small VBS Rotation Schedule
- Small VBS Staffing Chart
- "Volunteers Needed" flyer for small VBS

MEDIUM-SIZED VBS

50-150 Children Expected

This VBS model omits four of the eight possible VBS age groups, but uses ALL of the VBS teaching levels.

Go to the "How to Set Up a Medium-Sized VBS" Section Beginning on Page 13

This mini-section includes tools to help you adapt Scar Force to suit your needs, including:

- Medium VBS Age Group and Teaching Level Chart
- Medium VBS Rotation Schedule
- Medium VBS Staffing Chart
- "Volunteers Needed" flyer for medium-sized VBS

LARGE VBS

























Over 150 Children Expected

This VBS model uses all of the age groups and teaching levels created for this program.

Go to the "How to Set Up a Large VBS" Section Beginning on Page 18

This mini-section includes tools to help you adapt Scar Force to suit your needs, including:

- Large VBS Age Group and Teaching Level Chart
- Large VBS Rotation Schedule
- Large VBS Staffing Chart
- "Volunteers Needed" flyer for large VBS

SMALL VBS (50 or Fewer Children)		
Squadrons to Include	For Which Ages / Grades	Teaching Level
	Gold Squadron: AGE 3 THRU 1ST GRADE	 LEVEL 2 For Grades K-5 -1st Grade
	Blue Squadron: 2ND GRADE THRU 6TH GRADE	 LEVEL 4 For 4th Grade thru Pre-teen
MEDIUM VBS (50 - 150 Children)		
Squadrons to Include	For Which Ages / Grades	Teaching Level
	Bronze Squadron: AGE 3 THRU AGE 4	 LEVEL 1 For Preschool Children
	Gold Squadron: KINDERGARTEN THRU 1ST GRADE	 LEVEL 2 For Grades K-5 -1st Grade
	Red Squadron: 2ND GRADE THRU 3RD GRADE	 LEVEL 3 For 2nd and 3rd Graders
	Blue Squadron: 4TH GRADE THRU 6TH GRADE	 LEVEL 4 For 4th Grade thru Pre-teen
LARGE VBS (150 or More Children)		
Squadrons to Include	For Which Ages / Grades	Teaching Level
 	Orange Squadron: AGE 3 Bronze Squadron: AGE 4	 LEVEL 1 For Preschool Children
 	Yellow Squadron: KINDERGARTEN Gold Squadron: 1ST GRADE	 LEVEL 2 For Grades K-5 -1st Grade
 	Coral Squadron: 2ND GRADE Red Squadron: 3RD GRADE	 LEVEL 3 For 2nd and 3rd Graders
 	Cyan Squadron: 4TH GRADE Blue Squadron: 5TH & 6TH GRADE	 LEVEL 4 For 4th Grade thru Pre-teen

SCAR FORCE



Bringing the Scar Force Theme to Life

The sci-fi theme of this VBS includes a few special details for you to consider. The information on this page is meant to help you to get the most out of VBS.

STAFF NAME TAGS

All of your VBS staff who will be working directly with children should have name tags to identify them. These name tags are all included with the materials you will give to each volunteer. For example, the Crafts Kit includes a name tag for a Crafts Leader, and the Bible Lesson Kits include name tags for teachers. However, you can also print extra staff name tags (as well as name tags for children) from the "Registration & Scoring Tools" section of the Scar Force Disc or WebLink.

SQUADRON FLAGS

Each of the VBS Age Groups is identified as a "Squadron," and each team has its own flag. These team flags can be printed from the Clip Art Library of the Scar Force Disc or WebLink. We suggest printing a flag for each age group.

CHECK-IN LOCATIONS

For faster VBS check-in, we suggest designating a specific area for each Age Group to meet and check in with their Age Group Leaders each day. Since the first VBS activity each day is an opening assembly, a good location for check-in areas is to rope off a seating area in your assembly room where each age group is to gather each day. For instance, the first couple of seating rows could be a check-in area for the Preschool group, and the two rows behind that would be for the Kindergartners, and so on. We suggest posting additional copies of the age group squadron flags in each check-in area so that children will recognize which area they should go to.

BOYS VS. GIRLS COMPETITION

To motivate children to listen closely and participate in VBS, the lesson times utilize a "boys vs. girls" competition. Certain questions during lesson time are worth points, and boys and girls race to correctly answer the most questions. When a question is asked, any child who thinks they know the answer is to STAND UP. The first child to stand is called on for their answer. If they are correct, they score a point for their team, which is recorded on a Scoreboard sheet (included in the Lesson Packs). At the end of each day of VBS, all of the Scoreboard sheets from each group are turned in and tallied. If the boys answered the most questions, then Luna, the girl drama character, will be sprayed with silly string in the closing assembly. If the girls win, then "J.J.", the boy character, will be sprayed. This simple competition will motivate children to listen closely, therefore helping them to learn more.

VBS SAMPLER

BASIC DECORATING IDEAS

While more complete decorating ideas are found in the Scar Force Decorations Kit (from the Scar Force Disc or WebLink), we've listed a few basic ideas here to give you an idea how to bring the theme to life.

Planetary Decor

Try to make your facility look like planets from "Star Wars." For example, you could make your rooms look like a desert planet, an ice planet, a jungle/swamp planet, or just about any other planet. Watch the Star Wars films for ideas and see what you can dream up!

Interior Sci-Fi Settings

You could also make areas of your church look like the interior of the "Death Star," or the icy rebel base or the cloud city from "The Empire Strikes Back," or any number of other settings from the Star Wars films.

Interior of Space Ships

Another fun decorating option is to make the rooms of your facility resemble the interiors of some of the space ships from the "Star Wars" films. Your classrooms could look like the interior of the "Millennium Falcon," a "Star Destroyer," or just about any other space ship.

Cardboard or Styrofoam Space Ship Models

Using some of the artwork provided on the "Scar Force" disc or WebLink, create large templates that can be used for building large space ships cut out from cardboard or insulation foam sheets. Paint them, put them together, and fasten some of the logos from the Clip Art Library, and you'll have a cool model space ship that will be the center of attention inside your facility!

"Star Wars" Merchandise

If you have any "Star Wars" costumes, toys, posters or collectibles that you would like to use for decorating during VBS, this will go a long way to creating the sci-fi atmosphere of Scar Force.

Epic Sci-Fi Background Music

You can create a sense of atmosphere and grandeur by softly playing some appropriate music in your facility, just to create the mood of a sweeping, epic saga.

COSTUMING

If possible, show up to VBS dressed in costume. Coming dressed as characters from the "Star Wars" movies, or as generic sci-fi characters like aliens, robots, etc. will add a sense of atmosphere for your VBS and will make the entire experience more fun for everyone. Remember to choose appropriate costumes that are not scary or immodest, and also keep your VBS role in mind as you choose a costume. For example, dressing as "Darth Maul" would be a bad choice for a VBS teacher. Costumes should reflect heroic characters and should not detract from the Bible teaching objectives of Scar Force.

SCAR FORCE SIGNS

Official-looking signs like "J-Di Headquarters," "Armory," "Training Facility" and others can add further authenticity if posted strategically around your facility. A variety of signs and other decorative artwork is available on the Scar Force Disc or WebLink. We suggest borrowing or printing a copy of the Decorations Kit from the Scar Force Disc or WebLink for more ideas.

SCAR FORCE

The VBS Departments

The Scar Force VBS kit is divided into what we call "Resource Kits." Each kit is designed for a particular area, or "department" of VBS. This allows the VBS Director to recruit heads for each VBS department, providing them with the appropriate kits and materials for their assigned departments from the Scar Force Disc or WebLink. In this way, all of the VBS "Department Directors" will be equipped with all the VBS materials they need for operating their department of VBS.

SUMMARY OF VBS DEPARTMENTS

Now it's time to take a brief look at what the VBS Department Directors will be doing and how each department will work. Being aware of what your volunteers are doing will be very important for keeping everyone organized and enabling you to answer questions from your workers.

We recommend that you take a quick look at the VBS Resource Kits which pertain to each department for a full understanding of the needs and responsibilities of each department. However, for your reference, we've included an overview of what each department and director will be doing. This overview is as follows:

Drama Department

The Drama Staff for VBS will be overseeing the dramatic portions of the VBS program, including the opening and closing skits for each day of VBS. The drama skits feature three fun characters (shown in the next column). Lucas Bibletalker is the "J-Di" instructor for the VBS week. His students include Luna, a J-Di who has lost her passion for Jesus, and "J.J.," a sci-fi nerd who fantasizes himself as a "Star Wars" Jedi.

Each day's skit sets the stage for the Bible lessons to be taught that day. On each day of VBS, the first part of the drama skits will be performed to set the stage for the day's lessons. Then, the children will be sent off to their other VBS activities, which will relate to the "set-up" that took place in the opening skit. At the end of each day in the closing assemblies, after a time of praise & worship, each day's closing skit will then be performed, reviewing and wrapping up what was taught that day and concluding with a powerful gospel presentation. The drama skits will be great fun for children to watch, all while teaching important concepts.

NEEDS OF THE DRAMA DEPARTMENT

The Drama Department will need a stage area on which to perform and where all of your VBS children can watch the drama skits. Depending on the size of your facility, they may also need a sound system and some minor technical equipment. You'll need an adult actor to play "Lucas" and actors to play the parts of Luna and "J.J." (teens with dramatic talent are good choices). The Drama Kit contains all of the VBS skits and includes many of the props and instructions needed. The Scar Force Disc and WebLink also contains teleprompter versions of each skit, along with instructions for setting up a simple teleprompter.

VOLUNTEERS NEEDED

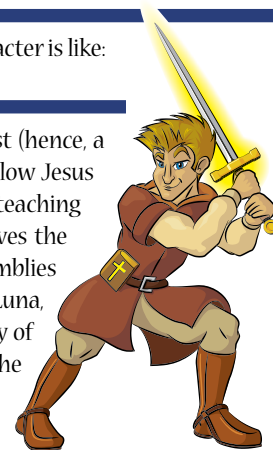
- An adult to play "Lucas." This should be an adult man.
- A male actor to play the part of "J.J." This can be an adult, but a teenager would be very suitable.
- A female actor to play the part of "Luna." This can be an adult, but a teenager is very suitable.
- A technical crew for sound and lights if applicable
- People to help acquire props and prepare sets for your skits

THE CHARACTERS

Here's a quick summary of what each character is like:

LUCAS BIBLETALKER

Lucas is a longtime disciple of Jesus Christ (hence, a "J-Di") and is here to train up others to follow Jesus and become J-Di's. Lucas is the primary teaching character in the skits, and it is he who gives the gospel presentations in the closing assemblies each day. Lucas shares his wisdom with Luna, J.J. and the kids, but also engages in plenty of humorous interactions and homages to the "Star Wars" films.




LUNA ORGANIC

Luna is a disciple of Jesus (a "J-Di"), but she has lost some of her passion for Christ and largely goes through the motions. Luna represents those of us who love the Lord, but whose walks with Him are mechanical and lacking the true fellowship with the Savior. Luna is the source of much of the comic relief in the drama skits, but she also offers a challenge to the complacent Christians in the audience to be zealous for Christ. During the course of the VBS skits, Luna will grow from being a somewhat stuck-up and self-righteous person to a genuine, compassionate, and newly-committed J-Di who longs to serve Jesus in all things, and to serve others as well.



J.J. BANKS

J.J. is the primary comic relief character in the Scar Force skits. He comes to the J-Di Academy under the mistaken impression that he will learn to be a "force"-wielding Jedi there, and he seems to exist in his own little imaginary sci-fi world. His presence will be humorous, if a bit annoying (especially to Luna, who questions J.J.'s usefulness). Nevertheless, he will grow through the course of the skits into a person who realizes that there's more to life than what the world can offer, and who eventually realizes the truth of the epic saga that is God's Word, and he will himself become an enthusiastic J-Di.



Teaching Department

The Teaching Department is the backbone of your VBS, providing the most "face-to-face" in-depth teaching of the VBS program. The Teaching Department includes:

Lesson Packs

The lessons for Scar Force are arranged by day into "Lesson Packs." For each day of VBS, there are four lesson packs (one for each of the four teaching levels), and each lesson pack contains TWO lessons (Lesson "A" and Lesson "B"). These interactive lessons based upon Bible events will illustrate how key events in the Bible set the stage for the events that followed. When taught in full and in sequence, these lessons will give kids an overall picture of the entire Bible and will show how everything hinges on Jesus. All of these lessons are closely tied together, all sharing a common overall object lesson to show how each event of the Bible affects the whole saga.

Send-Home Materials Kit

Age-targeted worksheets relating to each day's VBS lesson to be sent home with the children. Also includes a take-home Bible study sheet designed for parents so they can study the same topics their children learned and continue the teaching process.

Adult and Teen Lesson Kit

Five lessons that closely follow what the children are learning, but geared for teens and adults.

Gospel Tracts & Discipleship Booklet (NIV or KJV only)

For use in evangelizing children and helping them to mature.

Teaching Director's Guide

Summarizes all of the above items and includes directions for setting up his or her department, as well as how the Scar Force lesson materials should be used.

NEEDS OF THE TEACHING DEPARTMENT

Based upon the size of your VBS, you'll need either two rooms or four rooms for your Bible Lessons. If desired, you will also need classrooms for the Adult & Teen teaching activities. Certain supplies which are needed for teaching the Bible Lessons are listed in the Lesson Packs, though many of these supplies are included within the Lesson Packs.

BIBLE TEACHING PERSONNEL NEEDED

Based upon the size of your VBS you'll need staff as follows:

Small VBS:

- One or two Bible Lesson Teachers, each of whom will teach BOTH Lesson "A" and Lesson "B" to the kids for each day of VBS.

Medium VBS:

- Two Bible Lesson Teachers
- Two Bible Lesson Assistants

Each teacher will teach BOTH Lesson "A" and Lesson "B" to the kids.

Better lesson continuity can be achieved by having the same teachers teaching all; through VBS, but you can also have different teaching crews each day of VBS in order to reduce the work required of each teacher.

Large VBS:

- Four Bible Lesson Teachers
- Four Bible Lesson Assistants

Each teacher will teach BOTH Lesson "A" and Lesson "B" to the kids.

Better lesson continuity can be achieved by having the same teachers teaching all through VBS, but if you prefer, you can also have different teaching crews each day of VBS in order to reduce the work required of each teacher.

ADULT & TEEN LESSON TEACHERS

Finally, if you choose to include adults or teenagers in your VBS, you'll need qualified people to teach them, such as pastors, using the lessons in the Adult and Teen Lesson Kit.



Age Group Leaders

Age Group Leaders are the adult helpers who will be with the kids throughout the VBS program, taking them from area to area, administering discipline, and most importantly, befriending the kids. At the start of each day's VBS session, Age Group Leaders will need to "check-in" the children for the age groups they're assigned to. Check-in involves greeting children, issuing them name tags, listening to them reciting memory verses, and keeping score for them on included score sheets.

NEEDS OF AGE GROUP LEADERS

We suggest equipping each Age Group Leader with a name tag and a clipboard on which they can keep notes or score sheets.

Age Group Leader T-Shirt Artwork is Provided

The Scar Force Disc or WebLink includes t-shirt artwork for the leaders of each age group which you can print and iron on to white t-shirts. This will help children to quickly identify the leaders of their groups.

VOLUNTEERS NEEDED

We suggest one adult for every ten children.

Crafts Department

The Crafts Department will handle the Craft Time sessions of each day of your VBS program. Special craft projects are included in the Crafts Kit, including supply lists, templates, diagrams, directions and photos of finished crafts. All of the craft projects relate in some way to the theme of the lessons of VBS, and all of the projects are simple and easy. The Scar Force craft projects are shown on the VBS Overview chart earlier in this publication.

Special Note about Crafts Time

For scheduling reasons, the VBS operating schedule built into Scar Force calls for Crafts time and Snacks time to be combined into a single 20-minute session. This means that the Crafts and Snacks staff will share a single room, and children will eat their snacks as they assemble their crafts.

NEEDS OF THE CRAFTS DEPARTMENT

You will need an area in which to host Craft Time for each day of VBS. We suggest a non-carpeted area if one is available. Otherwise, we suggest protecting floors with painting tarps and protecting craft tables with newspapers. Supplies needed for craft projects are listed in the Crafts Kit and on the "Donations Needed" flyer from this kit.

VOLUNTEERS NEEDED

- Craft Teachers who can demonstrate crafts and assist children
- Preparation workers who can prepare the supplies needed for each craft project, as well as preparing (mess-proofing) the area in your facility where the crafts will be taught.
- Clean-up personnel to assist in cleaning up after craft time.

Snacks Department

The Snacks Department will be responsible for preparing and handling the daily Snack Time of your VBS program. The Snacks Kit includes recipes for five simple but fun VBS snacks, as well as suggestions for preparation, cleanliness, and more. The five Scar Force snacks are found on the VBS Overview chart earlier in this publication.

Special Note about Snacks Time

Snack time and Crafts time will take place together in a single 20-minute session. Crafts and Snacks staff will share a single room, and children will eat their snacks as they assemble their crafts.

NEEDS OF THE SNACKS DEPARTMENT

You will need an area in which to serve the snacks to the children. In some cases, children are asked to assemble their snacks before eating them, meaning that you will need to have tables for the children to be served at. We also suggest a non-carpeted area for Snack Time. A list of the items needed for Snack Time is included in the Snacks Kit.

VOLUNTEERS NEEDED

- Preparation volunteers who will make necessary preparations
- Snack supervisors who will serve the children
- Clean-up volunteers

Games Department

The Games Department will prepare and administer each day's VBS games. The games are a good way for children to release extra energy and to let loose for a while at VBS. All of the VBS games are loosely related to the theme and the VBS lessons. The Games Kit includes detailed directions, diagrams and props for use with the VBS games. The Scar Force games are briefly described on the VBS Overview chart earlier in this publication.

NEEDS OF THE GAMES DEPARTMENT

We suggest an outdoor grassy area or an indoor area with soft flooring or carpeting. A first aid kit is always a good idea, and we suggest making water available for thirsty kids. Other supplies needed for games are listed or provided in the Games Kit.

VOLUNTEERS NEEDED

We suggest having a few adult helpers to play with the children, to keep order, and to keep the games safe.

Music Department

The Music Department will handle the Praise & Worship segment of your VBS program, learning, teaching and performing the songs for VBS. Your Music Director may perform the VBS songs from the Scar Force Disc or WebLink, as well as other children's songs favored by the children in your church.

NEEDS OF THE MUSIC DEPARTMENT

Your music leaders will need the Scar Force audio music and videos (from a music disc, a DVD or from the WebLink, depending upon what you purchased) and printable Music Kit to work from.

VOLUNTEERS NEEDED

We suggest having a few teens or children assist the worship leader in leading the VBS children in Praise & Worship.

Missions Department

This department will oversee the VBS Missions project, promoting the project each day at VBS and getting the VBS children involved in the process. This department will determine what the missions project will be and how high to set the fund raising goal.

NEEDS OF THE MISSIONS DEPARTMENT

You will need an area where you can display the fund-raising progress for your missions project so that your VBS children can see it. Resources for showing your fund-raising progress are provided in the Missions Kit. One person should be adequate for this department.

Advertising Department

The Advertising Department is responsible for advertising and promoting your VBS program before VBS begins. Using flyers, posters and artwork provided in the Advertising Kit and on the Scar Force Disc or WebLink, the department will create interest and excitement both within your church and around your community for your VBS program.

NEEDS OF THE ADVERTISING DEPARTMENT

Your Advertising Director will need access to the Scar Force Disc or WebLink so that all of the flyers, posters and artwork needed can be printed and used. Otherwise, it is up to your church to determine an advertising budget.

Registration & Scoring Dept.

The Registration and Scoring Department will oversee the registration process for your VBS, making sure that you have all of the important information needed for each child in your VBS program. This department will also be keeping score as the children accumulate points for their participation in VBS. They will also determine what kinds of awards or prizes to give to the kids. This department will promote early registration within your church and "day-of-event" registration during the five days of your VBS program. The Registration Department will make name tags for each child in your VBS program and ensure that Age Group Leaders have important information for each child. Additionally, this department will tally up scores for all children throughout VBS as directed in the Registration & Scoring Kit.

NEEDS OF THE REGISTRATION & SCORING DEPT.

You will need a table where registration will take place. Your volunteers will need to use this table throughout VBS, both for registration and for scoring. Name Tags, Registration & Scorekeeping Cards, and other tools are provided in the Registration Kit. You will also need a calculator and a supply of 3" X 4" Avery Top-Loading Clip-Style Name Tags.

VOLUNTEERS NEEDED

We suggest recruiting 3-4 people to assist with the registration and scoring process. Workers from other VBS departments may be able to assist when they are not engaged with their own duties.

Decorations Department

This department will be transforming your facility to look like scenes or sets from the "Star Wars" films. Toys, props or collectibles from those films would make great decorations, or you can draw inspiration from the films to create your own sci-fi atmosphere. More decorating ideas are found in the Decorations Kit. Additionally, the Decorations Kit includes a directory of clip-art and signs which can be used for transforming your facility into an 'out-of-this-world' experience.

NEEDS OF THE DECORATIONS DEPARTMENT

The Decorations Department will need a number of supplies for decorating your facility, many of which are included in the Decorations Kit and on the Scar Force Disc or WebLink. The Decorations Director will need access to the Disc / WebLink so that he or she can freely locate and print whatever is needed from the clip art library. You will also need to set a VBS decorating budget.

VOLUNTEERS NEEDED

- Carpenters may be needed to build any special props you might want for your VBS
- Artists to paint scenes or signs
- Thrift store or garage sale shoppers to acquire decorating items
- Craft hobbyists to assist in producing props and scenes

There You Have It!

In a nutshell, that's a brief summary of the Scar Force VBS program. If you have any questions about this VBS kit, please feel free to contact us as shown below.

We'd also like to tell you about our weekly Truthopolis Sunday School and Children's Church curriculum, designed for ages 3-11. Our Truthopolis program is very much like this VBS program, including drama skits, Bible/object lessons, take-home worksheets, family study sheets, gospel and discipleship materials, clip art, and much more. Truthopolis also involves many fun characters for drama skits, including puppets. Bring the fun and effective Bible teaching of VBS to your church EVERY WEEK through the TruthQuest® Truthopolis Program! Visit our web site and check it out!

TRUTHQUEST® MINISTRIES

web site: www.truthquest.net
email: info@truthquest.net
phone: 800-505-5187
address: 11500 Sheridan Boulevard
Westminster, CO 80020



TruthQuest® Doctrinal Statement

WE BELIEVE:

1. The Scriptures, both Old and New Testaments, to be the inspired Word of God, without error in the original writings, the complete revelation of His will for the salvation of men and the Divine and final authority for Christian faith and life.
2. In one God, Creator of all things, infinitely perfect and eternally existing in three persons: Father, Son and Holy Spirit.
3. That Jesus Christ is fully God and fully man, having been conceived of the Holy Spirit and born of the Virgin Mary. He died on the cross, a sacrifice for our sins according to the Scriptures. Further, He arose bodily from the dead, ascended into heaven, where, at the right hand of the Majesty on High, He is now our High Priest and Advocate.
4. That the ministry of the Holy Spirit is to glorify the Lord Jesus Christ and, during this age, to convict men, regenerate the believing sinner, and indwell, guide, instruct and empower the believer for godly living and service.
5. That man was created in the image of God but fell into sin and is, therefore, lost, and only through regeneration by the Holy Spirit can salvation and spiritual life be obtained.
6. That the shed blood of Jesus Christ and His resurrection provide the only grounds for justification and salvation for all who believe, and only such as receive Jesus Christ are born of the Holy Spirit and, thus become children of God.
7. That water baptism and the Lord's Supper are ordinances to be observed by the Church during the present age. They are, however, not to be regarded as means of salvation.
8. That the true Church is composed of all such persons who through saving faith in Jesus Christ have been regenerated by the Holy Spirit and are united together in the Body of Christ of which He is the Head.
9. That only those who are, thus, members of the true Church (above) shall be eligible for membership in the local church.
10. That Jesus Christ is the Lord and Head of the Church and that every local church has the right, under Christ, to decide and govern its own affairs.
11. In the personal premillennial and imminent coming of our Lord Jesus Christ and that this "Blessed Hope" has a vital bearing on the personal life and service of the believer.
12. In the bodily resurrection of the dead; of the believer to everlasting blessedness and joy with the Lord; of the unbeliever to judgment and everlasting conscious punishment.