

ANNE MARIE GOSNELL

WALK THIS WAY

Ethics and Sanctification
Lessons for Kids



Walk This Way: Ethics and Sanctification Lessons for Kids

© 2016 Anne Marie Gosnell. All rights reserved. Permission is given to use said document in a home, school, church, or co-op setting. This document may not be transmitted in any other form or by any other means—electronic, mechanical, photocopying, recording, or otherwise—without prior written permission of Anne Marie Gosnell. Coloring pages may be copied for classroom lessons.

ISBN: 978-0-9981968-0-0

Scripture quotations marked HCSB®, are taken from the Holman Christian Standard Bible®, Copyright © 1999, 2000, 2002, 2003, 2009 by Holman Bible Publishers. Used by permission. HCSB® is a federally registered trademark of Holman Bible Publishers.

Scripture quotations are from the ESV® Bible (The Holy Bible, English Standard Version®), copyright © 2001 by Crossway, a publishing ministry of Good News Publishers. Used by permission. All rights reserved.

Scripture quotations taken from the New American Standard Bible® (NASB), Copyright © 1960, 1962, 1963, 1968, 1971, 1972, 1973, 1975, 1977, 1995 by The Lockman Foundation. Used by permission. www.Lockman.org

ICB — Scripture taken from the International Children's Bible®. Copyright © 1986, 1988, 1999 by Thomas Nelson. Used by permission. All rights reserved.

NCV — Scripture taken from the New Century Version®. Copyright © 2005 by Thomas Nelson. Used by permission. All rights reserved.

Publishing and Design Services: MelindaMartin.me

WALK THIS WAY

**Ethics and Sanctification
Lessons for Kids**

ANNE MARIE GOSNELL

DEDICATION



This book is dedicated to:

Eric, my husband, who has consistently encouraged me to
"get my stuff out there."

Vicki Pace, a dear friend, who tirelessly bugged me about
volunteering in Awana until I said, "Yes."

And to my Jesus, whom I love.



CONTENTS



Dedication.....	iv
Introduction.....	1
How This Book Works.....	2
A Few Last Tips	3
Accept Advice and Instruction.....	4
Dealing with Bad Language	10
Encourage Courteous Behavior	15
Become a Secret Initiative Servant	20
Choose to Be a Peacemaker.....	26
Dealing with Temptation.....	33
How Sneaky Is Manipulation?.....	39
How Is Your Self-Control?	45
Respecting the Rights of Others.....	51
When Is It Okay to Disobey Authority?.....	57

CONTENTS



Dealing with Rebellion	64
How to Handle Boasting	70
Green with Jealousy and Envy	76
Being a Best Friend	82
Why Should We Follow Directions?	89
Being on Mission Takes Effort.....	94
How to Deal with Cheating	100
Encouraging Cooperation.....	105
Be an Encouraging Person.....	109
Why Do We Need to Be Godly Anyway?	115
Alive in Christ Christmas Lesson	122
Extra Resources.....	129
How to Lead a Child to Christ.....	130
How to Become an Excellent Bible Teacher	132
A Note From the Author.....	135
Coloring Pages.....	137

INTRODUCTION



Walk This Way: Ethics and Sanctification Lessons for Kids includes 20 interactive object lessons for children ages 5 to 12. These weekly lessons are meant to last 20-30 minutes. The terms *ethics* and *sanctification* are “churchy” words which mean to live as Jesus lived. Picture a child clomping around in his daddy’s shoes. The shoes don’t fit him, but the son longs to be like the father who wears them. As Christians, we are to “walk in Jesus’ shoes” and be a light to the world. This means we must behave differently.

This curriculum will help you:

- teach engaging Bible lessons kids can’t resist,
- create a fun teaching atmosphere that sparks the imagination of children,
- teach children Biblical truth that enhances their spiritual growth, and
- share the gospel and expand the Kingdom.

I am humbled that you have chosen to use this resource! I pray that it will ignite a passion for Jesus in those who hear you teach.

For more resources for parents and teachers, visit <http://www.futureflyingsaucers.com/walk-way-resources-page/>.

To receive weekly Bible lessons, book updates, and Children’s Ministry helps, register directly at <http://www.futureflyingsaucers.com>.

Keep on keeping on, my friend!

Anne Marie Gosnell

FutureFlyingSaucers.com

And whenever you turn to the right or to the left, your ears will hear this command behind you: “This is the way. Walk in it.”

—Isaiah 30:21

HOW THIS BOOK WORKS



I have put these lessons in an order that encourages spiritual growth. However, these lessons can be taught sequentially, or not. These lessons can be taught with large groups or small groups. When planning your Bible lessons, whether at home or church, figure out your objective first. Then look through the Table of Contents and decide which lessons will best help you reach your objective.

Each lesson has a **free downloadable poster** you can access from the **Resources Page** (futureflyingsaucers.com/walk-way-resources-page). Display the posters in the room throughout this series and read them each week. You can choose to use them as memory verses. Other lesson freebies (game show cards, videos, printable pictures, etc.) can be found on the **Resources Page** as well.

Many lessons have a **Background** section. This summarizes the events that “set the stage” for the lesson. Use this section to help you put the lesson into context for the children.

The **Object Lesson** is usually first and might be referred to throughout the lesson. Most of the objects are items that many children know and see on a daily basis. Jesus used common objects such as sheep and trees when He taught, and we can do the same. Preparation time is minimal, and most lessons use materials you will find around your home. I do suggest practicing lessons ahead of time to be sure you understand how the activity works.

The **Bible Lesson** section is a paraphrase of the event from the **Scripture Focus**. Read the Scripture to prepare for teaching your lesson. Afterwards, read the Bible Lesson section a few times. Practice enough so that you can tell the story without reading.

The last section is important: **Life Application**. This is when Scripture “comes alive” and the kids learn how to apply it to their lives. If we do not explain the purpose of scripture to children, then you and I have failed as Bible teachers. All Scripture is useful, and we must showcase the glorious purpose of the Bible in each lesson.

At the end of each lesson is a **Comment Box**. That is an area for you to reflect about your teaching so you can improve your skills. Thinking retrospectively will help you to analyze your personal ministry. Ask yourself two questions: “*What went well as I taught this lesson?*” and “*What can I do better?*”

I'd love to know how your lessons go! Feel free to contact me at futureflying saucers@klopex.com. You can also join the **Facebook Group: Walk This Way Book** (facebook.com/groups/173497166416848).

A FEW LAST TIPS




Encourage the children to use their Bibles. Do not assume they think your story is Biblical because you tell it. Encourage them to be like the Bereans in the book of Acts. Show them in the Bible the verses you will be using. Some of the lessons will have the kids either reading along with you, or reading for themselves. If you have children who do not read, still help them find the reference in the Bible. This is a great habit to begin when young.

When you teach a lesson, try not to say words such as, *“Our story today comes from...”* While the Bible is the story of God, it is more than a story. We live in a world where the line between fairy tales, fiction, and truth is blurred. Because of this, refer to every person or event as history or biography. Children need to understand that people in Scripture were **real**, breathing people. The places in the Bible were—and some still are—**real** places.

Be enthusiastic when you teach. Do not put on a show, but share the joy of Jesus so that He is contagious! Scripture tells us that if Jesus is lifted up, He will draw all men to Him. Let us lift Him up!

One last thing: NEVER be afraid to share your testimony! Someone in the room might need to hear how God has worked in your past, how He is working today, and what He is doing in your future.



1

ACCEPT ADVICE AND INSTRUCTION



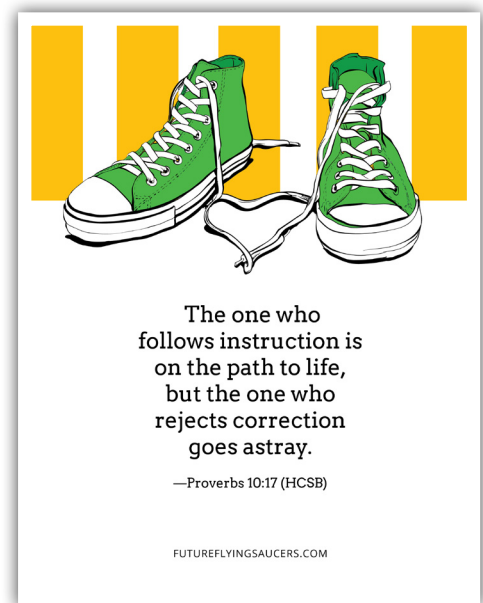
Why is it that we have such a hard time accepting advice and instruction? Pride? Arrogance? Self-righteousness? This lesson will explore the Bible story of Rehoboam and what happened when he refused sound advice. Being able to handle correction with a good attitude will help our children take a step in the right direction on the narrow path of godliness {Deuteronomy 5:32}.

Scripture Focus: 1 Kings 12:1-20

Materials:

- Blindfold
- Chair
- Proverbs 10:17 poster

Background: 1 Kings 11 tells us about Solomon, including some bad choices he made. It also explains that Jeroboam was Solomon's servant. Ahijah was the prophet who told Jeroboam that the nation of Israel was going to split and ten tribes would make him the king. Because of the prophecy, Solomon wanted to kill Jeroboam. Jeroboam fled to Egypt for safety.



OBJECT LESSON



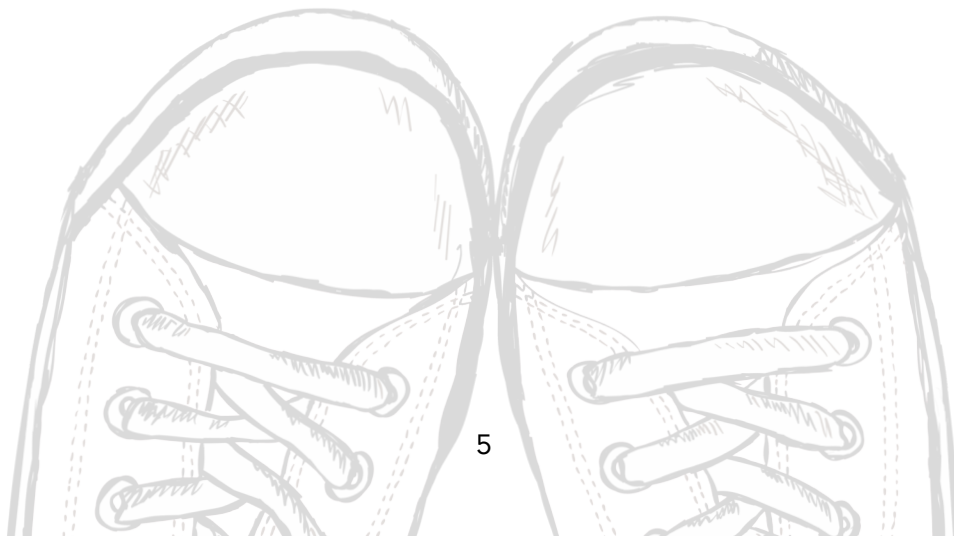
{Choose a child to leave the room and put on a blindfold. Tell the remaining children that they will be giving instructions to the blindfolded child, directing him to a chair and to sit down. They are not allowed to use the word *chair*.

Have the blindfolded child enter the room. Tell him to listen well and that he will not be led astray. Have the children give the directions as the blindfolded one follows.}

{Once the child is in the chair, ask:}

- Was it easy or hard to listen?
- Did you trust the information being given to you?
- Why or why not?
- Did you succeed or not?

{NOTE: I had one class that succeeded and one that failed. It made for interesting discussion. If the child does not make it to the chair, ask those who gave the directions, "*What could you have done better?*"}



BIBLE LESSON



Chapter 12 of 1 Kings tells us that King Solomon died and his son Rehoboam was made king. Jeroboam, who had fled from King Solomon, was urged to come back by the people of Israel.

Jeroboam and the people stood before Rehoboam and said, *"Your father was very hard on us. Please lighten the load of service and we will serve you."* Rehoboam told Jeroboam and the people to give him three days to think about it.

King Rehoboam consulted his father's old, wise men, the elders. Their advice: *"Lighten the load and the people will serve you forever!"*

King Rehoboam refused this advice and turned to the young men, his friends with whom he had grown up. Their advice: *"Tell the people that your little finger is thicker than your father's waist!"*

Three days later, Jeroboam and the people stood before King Rehoboam. The king answered the people roughly and did not listen to the elders. When this happened, the people responded with, *"To your tents, O Israel!"*—which meant, *"Revolt!"*

The people followed Jeroboam and not the king. Only the tribe of Judah stayed with King Rehoboam. The other ten tribes split and became the nation of Israel. The prophecy had come true.

LIFE APPLICATION



King Rehoboam was a new king. The young men were also new to kingdom leadership. When you are “new” to something, you do not know how to do it well. You need to learn.

The elders had been around a while. The elders had advised King Solomon, who was Rehoboam’s father, and they had years of leadership experience and wisdom.

When the blindfolded person was being given directions, he had to listen carefully and then follow what was said, or he would fail.

{Ask:}

- Did Rehoboam succeed or fail as a king? [*Failed*]

Rehoboam did not listen to the correct advice and he failed. **The same thing can happen to you.** Your elders (parents, teachers, Sunday school leaders, church leaders) have been around a while and are experienced with life. Even better, they WANT to see all children succeed. They WANT to see you walk the path of godliness that Jesus set up for us.

This is only possible if you have decided to make Jesus your Lord and Master. Salvation is not the end to having a Christian life. Baptism is not the end. All of that is just the beginning. God wants to turn each person into the image of Jesus, and He does that by making you more *godly*, or “more like God.” This is something God wants to do every day.

The only way He can work on our hearts and help us “walk a straight path to the chair” is for us to listen to Him. God speaks through the Bible and through our elders. At times, He can speak to you through friends your own age. However, they are new to life as well, so you have to be careful.

{Hold up the poster. Read it aloud.}

Proverbs is great at showing choices.

{Ask:}

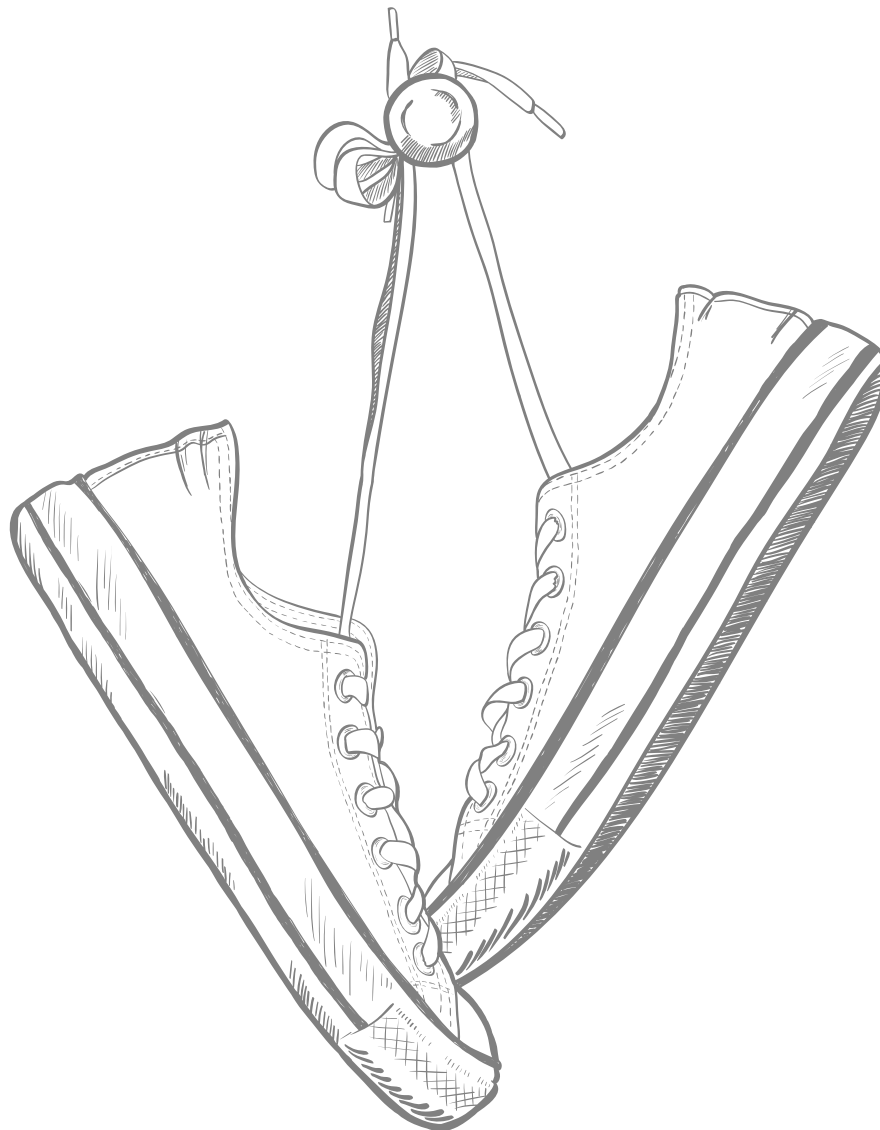
- What are the two choices in this verse? [*Follow instruction or rejects instruction.*]

ACCEPT ADVICE AND INSTRUCTION

- What happens if we listen and follow instruction? [*We are on the path of life.*]
- What happens if we refuse instruction? [*We will go astray.*]
- What does "astray" mean? [To move away from the correct path]

You must decide.

What can we learn from Rehoboam? If we want to be godly, we must be sure to listen to the right advice and instruction.



COMMENT BOX



THINK: What went well as you taught this lesson? What can you do better?

TIP: How are you at accepting advice? As you teach the lessons in this book, allow yourself to be trained. Not only will you become a better teacher, but you will become a better child of God.