



MOSES

ORDINARY HERO



TABLE OF CONTENTS

Introduction	page 1
The Elements	page 2
How To Use The Lesson Plan Worksheet	page 3
Small Group Experience explanation	page 4
Lesson 1: “God, Do You Have A Plan For Me?”	page 5
Lesson 2: “God, Why Are You Taking So Long?”	page 15
Lesson 3: “God, Have You Forgotten Me?”	page 25
Lesson 4: “God, Are You Talking To Me?”	page 35
Lesson 5: “Freedom!”	page 45
Lesson 6: “Now What?”	page 55
Lesson 7: “God’s Plan For My Enemy!”	page 65
Lesson 8: “Holy Cow?”	page 75
Lesson 9: “Show Me The Way”	page 85
Lesson 10: “We’re All In This Together”	page 95
Lesson 11: “Road Rage”	page 105
Lesson 12: “Stop, Drop, & Glow!”	page 115



INTRODUCTION

The story of Moses is one that has captured the imagination of so many believers, young and old, for thousands of years. Moses was an ordinary baby, born to a Hebrew slave woman in Egypt. This ordinary boy lived an extraordinary life, however.

Moses went from being a baby in a basket to being a prince in the house of Pharaoh. It wasn't long before he took things into his own hands and killed an Egyptian for mistreating a Hebrew slave. That put Moses on the run in the wilderness. When God appeared to Moses and explained His plan, Moses reluctantly accepted.

From that point on, history would never be the same. Miracles, signs, wonders, plagues, and more would follow the life of this "ordinary" hero, Moses. He would go on to become one of the most influential leaders of the Old Testament.

In this series, the children will get a front row seat for the majority of Moses' life. They will see how God's plan unfolded for Moses: the "Ordinary Hero." In doing so, they will begin to see how God can use ordinary people (like them) to do extraordinary things.

We pray this series is a blessing to you and your children.

For This Generation,

The High Voltage Kids Ministry Team



THE ELEMENTS

The DVD:

Included are “The Spark” Intro Video segments featuring Captain Obvious, the Power Verse Videos featuring “Gearbeaux”, and the “Watt’s Up?” Videos featuring “Skittles”. We have included several “Video Bumpers” to be used as transitions to each segment of the service (“Game On!”, “Offering”, and “Brain Drain”).

The Data Disc:

This Disc contains the Printable Lesson Manual and graphics/artwork you can use to promote this amazing series. Also included are PowerPoint games, slides for use during the lesson. In addition, you will find “Family Devotions” and “Small Group Experience” for each lesson. You will also find both Quicktime and Mpeg-I video files on the Data Disc that can be copied and placed into PowerPoint or other presentation software.

“The Spark” Intro Video:

This video is to be used toward the beginning of the lesson. It sets up the topic to be discussed during that lesson. It uses humor to grab the kids’ attention, then explains what they will be learning about in the lesson.

Watt’s Up?:

This is the main thought you want to get across to the kids during the weekly lessons. Watt’s Up is a simple statement that sums up the entire lesson. There is a “Watt’s Up? Teaching Video” where Skittles teaches the kids the “Watt’s Up” phrase. Then, use the “Watt’s Up? Trigger Video” to surprise the kids throughout the service. Play it many times at random. Each time the kids see Skittles’ head pop up and ask, “Watt’s Up?”, they should stand up on their feet and say the “Watt’s Up?” statement for the week.

Game On!:

Each week a game has been provided. Most of them are themed with the lesson being taught that week. You can find downloadable instrumental game music on our website www.highvoltagekids.com.

Skit/Drama:

These skits feature “Wacky Wally” (you can choose to have him as a puppet or a human character) who interacts with another person (you or any member of your team). Names can be changed for each specific church and situation if you wish. Use the skits in whatever way works best for you.

Bible Story:

Most weeks there is a specific Bible Story that is included. Sometimes it is included in the “Call To Action” Illustrated Sermon, and other times it is a stand alone segment. Each Bible Story has graphic illustrations that accompany it to help bring the story to life and can be found in the PowerPoint Presentations provided.

Call To Action:

Because kids tend to learn best if you combine speaking the truth with visual illustrations, we have written an illustrated sermon to be used each week called the “Call To Action.” Materials are listed, and manuscripts are provided. Each illustrated sermon comes with a PowerPoint slide for each main point.

Brain Drain:

This fun PowerPoint game that tests the kids’ memory about what they have learned. Play at the end of each week’s lesson.

Family Devotions:

Send these home with the parent of each child as a means for them to reinforce the lesson during the week.

“MOSES: Ordinary Hero” - LESSON 1

“God, Do You Have A Plan For Me?”

Main Focus:

God has an amazing plan for every person's life



Power Verse:

“For I know the plans I have for you,” says the LORD. “They are plans for good and not for disaster, to give you a future and a hope.”
- Jeremiah 29:11



Watt's Up:

“God Has A Wonderful Plan For Me!”

LEADER'S INFO

So many people, including children, walk through life aimless and scared. They feel as if they are meant to wander instead of march toward the goal and purpose for their lives.

Often, we ask the question, “God, do you have a plan for me?” Even when we believe that He does, it is not always easy to see it. God has a way of revealing His plan at just the right time and in just the right way. The problem is, we are often not able to trust Him.

In this lesson, the children will learn from the story of Moses as a baby in a basket to see that God can use the most unlikely person and unlikely circumstances to bring about His plan. Even though we may get restless and scared, we can trust God to come through just in time.



“The Spark” Intro Video

“Meet Captain Obvious”



“Watt's Up?” Teaching Video

Skittles teaches “Watt's Up?”



Character Skit

“Wacky Wally”



Offering Time



Game On!

“Make A Basket!”



Bible Story

“Baby In A Basket”



Power Verse Video

“For I know the plans I have for you,” says the LORD. “They are plans for good and not for disaster, to give you a future and a hope.”

- Jeremiah 29:11



Call To Action

“God, Do You Have A Plan For Me?”



Brain Drain

PowerPoint Review Game



Small Group Experience

Main Focus:

God has an amazing plan for every person’s life



Power Verse:

“For I know the plans I have for you,” says the LORD. “They are plans for good and not for disaster, to give you a future and a hope.”
- Jeremiah 29:11



Watt’s Up:

“God Has A Wonderful Plan For Me!”

ORDER OF SERVICE

1 _____
by _____

2 _____
by _____

3 _____
by _____

4 _____
by _____

5 _____
by _____

6 _____
by _____

7 _____
by _____

8 _____
by _____

9 _____
by _____

10 _____
by _____

11 _____
by _____

12 _____
by _____

13 _____
by _____

14 _____
by _____

15 _____
by _____

16 _____
by _____

17 _____
by _____

“The Spark” Intro Video

“Meet Captain Obvious”

“Watt’s Up?” Teaching Video

Skittles teaches “Watt’s Up?”

Character Skit

“Wacky Wally”

Offering Time

Game On!

“Make A Basket!”

Bible Story

“Baby In A Basket”

Power Verse Video

“For I know the plans I have for you,” says the LORD. “They are plans for good and not for disaster, to give you a future and a hope.” - **Jeremiah 29:11**

Call To Action

“God, Do You Have A Plan For Me?”

Brain Drain

PowerPoint Review Game

Small Group Experience



CHARACTER SKIT

Character: “Wacky Wally” (*Wacky Wally thinks of himself as a Superhero, but lacks a bit of “polish.” He is hyperactive, compulsive and obsessed with everything there is to do with comic books.*)

WALLY: (*runs out onstage with his arms outstretched and making “whooshing” noises. Stops in front of the leader and strikes a heroic pose*) There’s no need to fear! WACKY WALLY IS HERE!

Leader: WHOAH!!

WALLY: (*turns to look at the leader*) WHOAH indeed, citizen! It is I, Wacky Wally - The world’s GREATEST Superhero (*speaks under his breath*) in training.

Leader: A superhero in training?

WALLY: (*gasps*) You must be THE ECHO!!

Leader: (*confused*) The Echo??

WALLY: I KNEW IT! You keep repeating everything I say, just like supervillain “The Echo” did in Batman Comic #47! Don’t worry, I won’t reveal your identity to ANYONE...but, you ARE a villain, and since I am an Superhero (*under breath*) in training (*back to normal*) I must defend JUSTICE! PREPARE FOR A BEATING, VILLAIN! (*accidentally punches himself in the face, goes flying onto his back*)

Leader: Are you okay? (*helps Wally back up*)

WALLY: (*pinching his nose closed so he sounds “stuffed up”*) Impressive move, villain! You must have activated a FORCE FIELD of some kind to block my FURIOUS FISTICUFFS! (*flails arms wildly*)

Leader: Listen, I don’t have any “force field” and I’m NOT a villain! My name is (*says name*) and you’re interrupting CHURCH!

WALLY: CHURCH?? I interrupted CHURCH?!

Leader: I’m afraid so.

WALLY: NO! No no no no no! This CAN’T be happening! What a totally BONEHEADED UN-heroic thing to do! I’m going to fail my T.I.G.H.T.S for sure!

Leader: Tights?

WALLY: NO. Not “TIGHTS.” T.I.G.H.T.S! Totally Insane Gigantic Heroic Testing Situation! It’s the test
(CONTINUED ON NEXT PAGE)



CHARACTER SKIT

(continued)

EVERY Superhero in training has to take before they hit the big leagues! I've been training for months and I can't get ANYTHING right! And NOW I've interrupted CHURCH! I'm DOOMED to be a LOSER!!

Leader: Whoah, just calm down! It may actually be a GOOD thing you interrupted church today! You see, today we're starting to learn all about a guy in the Bible named MOSES. He had some really rough beginnings too, but God had an AMAZING plan for him, and God has an AMAZING plan for all of us! Including YOU! *(points to Wally)*

WALLY: But you're talking about the MOSES guy! I don't have the cool staff or the robe or even a BEARD! I can't seem to do ANYTHING right! Bad stuff keeps happening all around me!

Leader: It may seem that way – it's easy to focus on just the bad stuff while it's happening – but you're still here, right? God has a plan for you, and that means that God PROTECTS you!

WALLY: Hey..., now that I think about it – you're right! God DOES protect me! There was that time I got my cape stuck in an elevator – and that time I accidentally pogo-sticked into a bee's nest...or that one time I got into a thumb-war with an Octopus –THEY'RE NOTHING BUT THUMBS AND --

Leader: *(interrupts)* Wow, okay, it's MORE than obvious that God has been protecting you through a LOT.

WALLY: But what about today?? I BUSTED in here, interrupting CHURCH! God HAS to be mad at me about that!

Leader: I don't think so. When God has a plan for your life, He places you right where He WANTS you! He orders our steps and puts us EXACTLY where we are supposed to be! If you hadn't interrupted church today, I wouldn't have been able to tell you that God has a plan for your life!

WALLY: *(gasps)* So that means I'm NOT a Super Loser! *(jumps into the air)* WOOHOO! *(gets on his knees and hugs the leader around the legs)* Ohhhh thank you thank you thank you thank you!

Leader: *(strained)* Wally, you're cutting off all the feeling in my toes!

WALLY: Oh! Sorry! I mean *(stands up, striking a heroic pose and speaks in a deep voice)* Thank you citizen! Now to go prepare for my TIGHTS!

Leader: You mean your “Totally Insane...Gigantic...Hairy...thing” or whatever?

WALLY: No, I've got to pick up my other costume at the dry cleaners. WACKY WALLY!
AWAAAAAAAAAAAAAAAAAAAAAAAAAY! *(runs offstage as his music plays, arms outstretched, making “whooshing” noises)*



GAME ON!

“Make A Basket”

Items Needed For Game:

20-30 wadded up pieces of paper; a waste basket; a stopwatch

.....

Preparation:

none needed

.....

How To Play:

Choose five boys and five girls to participate in this game. Choose which team will go first. When you say, “Go!”, the contestants will take turns shooting the wads of paper into the wastebasket. The goal is to make as many baskets as they can in sixty seconds.

Whichever team makes the most baskets with the sixty second time limit will be declared the winner!

.....

After the game, say:

“In today’s game, the goal was to ‘make a basket.’ In today’s Bible Story, you are going to learn all about someone who ‘made a basket’ in order to save her baby. You are going to be amazed!”



Bible Story

“Baby In A Basket”

Materials Needed:

The Data Disc; the PowerPoint presentation for Lesson 1; begin with the slide that says “Bible Story”; follow the instructions below, changing the slides to follow along with the story (*as shown*)

Preparation:

Familiarize yourself with the story in Exodus 2:1-10; have your open Bible in your hands as you tell the story

The Story:

Today’s Bible Story is found in Exodus chapter 2. This “Ordinary Hero” we are talking about, Moses, had a very difficult beginning to his life. Moses was born in a very terrible time. His people, the Hebrews, were slaves in the country of Egypt. The ruler of Egypt, known as Pharaoh, was not a nice man. In fact, Pharaoh was worried that there were getting to be too many Hebrews in the land of Egypt, so he made a rule! (*show pic*) “I want all Hebrew baby boys KILLED!”



Wow! This was very mean! He ordered his soldiers to kill every single Hebrew baby boy that was born. There was a baby boy born to a Hebrew woman. It was Moses. His mother did not want him to die, so she decided to hide him. That worked for a while, but soon he was just too big to hide. (*show pic*) So, Moses’ mom made a small basket and placed the baby in it. She put the basket in the Nile River, hoping it would keep the baby safe. Moses’ older sister hid in the distance to watch and see what would happen to him.



The basket floated down the Nile River and into the place where Pharaoh’s daughter, the princess of Egypt, was washing in the river. (*show pic*) Pharaoh’s daughter saw the basket, opened it up, and discovered the baby inside. She was touched by the sweet cry of the baby boy and decided she wanted to keep the baby as her own son.



(*show pic*) Suddenly, Moses’ sister ran up and told Pharaoh’s daughter, “My mom will take care of the baby for you!” Pharaoh’s daughter thought this was a great idea. So, she gave baby Moses to the little girl and allowed her to take the baby. Soon, (*show pic*) Moses was back in the arms of his mother. He was now safe to grow and live. After a few years, his mother took Moses to Pharaoh’s palace to live.



WOW! When Moses was first born, you would have thought his life was already over. But, God had a plan for him. Even though it wasn’t obvious to see, God used some crazy circumstances and crazy situations to bring about His plan for Moses.

In your lesson today, you are going to learn that God has a plan for your life as well. God will use whatever He needs to use to make sure that HIS plan never fails!



Call To Action

“God, Do You Have A Plan For Me?”

Materials Needed:

The Data Disc; The DVD (the video titled, “Hey, God, Can I Ask You A Question?”; a model car (or other item with lots of pieces and an instruction sheet); a medium-sized basket (usually found at Hobby Lobby or other craft store); a pair of sunglasses; a bike helmet; a can of insect repellent

Preparation:

Open the PowerPoint presentation on the Data Disc titled “Lesson One,” begin with the slide titled “God, Do You Have A Plan For Me?”; cue the DVD to the video titled, “Hey, God, Can I Ask You A Question?”

The Message: (title slide)



Have you ever wanted to ask God a question? After all, God knows everything! He created everything! He could answer any question we ever asked Him. If you could ask God one question, what would it be? (allow a couple of kids to answer) Well, we asked some other kids that very same question. Here is what they said. (play the video, “Hey God, Can I Ask You A Question?”)

There are probably a lot of questions you would like to ask God. One question that a lot of people ask Him all the time is, “God, do you have a plan for me?” You see, so many people feel like their lives are meaningless and unimportant. They want to know if their life has any meaning or purpose to it. Well, guess what?

God Has A Plan For You (slide)



Our PowerVerse says it clearly, “For I know the plans I have for you,” says the LORD. “They are plans for good and not for disaster, to give you a future and a hope.” That’s God talking to you and me. He says, “Of course I have a plan for you.” Maybe you wonder why you really need to be concerned with God’s plan for your life.

(hold up the model car, demonstrate how many pieces are involved) It’s kind of like this model. As you can see, there are hundreds of pieces involved in putting this together. Now, you have two choices. You can either try to look at all these pieces and try your best to figure it out yourself OR you can read the instructions and follow them in order to put the model together. Now, which way do you think will be faster? (allow response) Of course! Trying to figure it all out by yourself is silly when you have the plans that were given by the one who created the model, right?

That’s the same with you and I. We don’t need to try to figure out our lives by ourselves. We need to go to
(CONTINUED ON NEXT PAGE)



Call To Action (Continued)

THE instruction book written by the one who created us (*hold up a Bible*). God’s plan for us is revealed in the Bible. He has plans for each one of our lives. We have to trust Him and follow His instructions.

Maybe you are thinking, “But, what if bad things happen to me like I get sick or something? Can God protect me?” Here’s some great news...



God Is Protecting You *(slide)*

(hold up the sunglasses) What do we use sunglasses for? *(to protect our eyes from sunlight)* *(hold up the insect repellent)* What do we use bug spray for? *(to protect us from insects)* *(hold up the bike helmet)* What do we use bike helmets for? *(to protect our heads when riding a bike)* If we can put our trust in a helmet, sunglasses, or bug spray to protect us from those things - how much more can we put our trust in God to protect us from the bad things that come along in this life?

God protected Moses as a baby *(hold up the basket)* in a basket. God protected him from the alligators and crocodiles that were lurking in the Nile River. He also protected Moses from being killed by Pharaoh’s army. If God can protect Moses from those things, you can definitely trust God to protect you from sickness, disease, and harm in this life. We also learn one more important thing from this story of Moses...




God Is Placing You Right Where He Wants You *(slide)*

God made sure that Moses was in that tiny basket in the middle of the river right at the perfect time for Pharaoh’s daughter to find him. Do you think his mom knew that was going to happen when she put him in the basket. Probably not! But, God did. God guided Moses’ life through some crazy circumstances and used some crazy things (like a basket) to protect and place Moses right where he needed to be. It didn’t make sense at the time, but once God was done - it made perfect sense.

Sometimes, we go through some difficult things. Family trouble, sickness, bullies, money problems - all of these things can seem to be impossible to survive. But, God is protecting you and placing you exactly where He wants you. You have to trust His plan for your life. He will never leave you or forsake you. Trust Him! He will protect you just like He did Moses! You will never regret it!

ALTAR RESPONSE: *(play soft music)*

Pray for the children to put their trust in God’s plan for their lives. Allow God to speak to them and remind them that they mean so much to Him. He has a plan for them. He will protect them. He will use circumstances and situations that may seem impossible in order to position and place them right where He needs them in order for His plan to unfold.



BRAIN DRAIN

Materials Needed:

The Data Disc; The DVD

Preparation:

Play the “Brain Drain” Video Intro off the DVD; Open the PowerPoint presentation on the Data Disc titled “Lesson One,” begin with the slide titled “Brain Drain”; there is a slide for each question

1. Watt’s Up today?

Answer: “God Has A Wonderful Plan For Me!”

2. What “ordinary hero” are we learning from in this series?

Answer: Moses

3. What did Pharaoh order to be done with the Hebrew baby boys?

Answer: they had to be killed

4. What did Moses’ mom place him in before she placed him in the Nile River?

Answer: a basket

5. Who ended up finding Moses in the basket?

Answer: Pharaoh’s daughter

6. What is the name of the guy who taught our Power Verse today?

Answer: Gearbeaux

7. According to our lesson today, “God Has A _____ For You.”

Answer: Plan

8. According to our lesson today, “God Is _____ You.”

Answer: Protecting

9. According to our lesson today, “God Is Placing You Right Where He _____ You.”

Answer: Wants

10. Where was our Power Verse found?

Answer: Jeremiah 29:11

Small Group Experience

LESSON 1 - "God, Do You Have A Plan For Me?"



Watt's Up:

"God Has A Wonderful Plan For Me!"



Power Verse:

"For I know the plans I have for you," says the LORD. "They are plans for good and not for disaster, to give you a future and a hope."

- Jeremiah 29:11

Retelling The Bible Story

SUPPLY LIST:

- * Manila envelope
- * "The Plan" Print Piece (provided; print one set)
- * Marker

TEACHER INSTRUCTIONS:

Before small group, write the words, "The Plan" on the manila envelope. Print and cut "The Plan" print pieces and place them inside the manila envelope. Once small group begins, divide the kids into three teams. Tell the kids you heard that the plan for the day was supposed to be provided and that you hope it is in the envelope. Once you "find" the manila envelope with the, "The Plan" written on it allow each team to choose one piece of the plan. Each team should review their part of the plan together. After a few minutes of review, allow each team to read their part of the plan out loud. Make sure to have the group present the plan in order!

Say - "Today is going to be great! I cannot wait to learn from the life of Moses together. Let's begin by reviewing our Bible story. However, that could be a problem. I don't have a plan for that. There was supposed to be a plan waiting here for us. Let me see if I can find a plan. Well would you look at that! There is an envelope here with The Plan. I am so thankful! How about we divide into three teams? Each team will choose one piece of the The Plan from this envelope. Review it with your team and then we will take turns listening as each team reads their part of the plan."

-Allow the teams to choose a piece of the plan and review it together-

Ask - Who had part one of the plan? Please read it to the group!

-Allow time for the first part to be read-

Ask - Who had part two of the plan? Please read it to the group!

-Allow time for the second part to be read-

Ask - Who had part three of the plan? Please read it to the group!

-Allow time for the third part to be read-

(Continued on next page)

Say - “Thanks for your help with the plan. You guys did a great job! I love that story. The plan that God had to take care of Moses was so cool! Hidden in a floating basket, rescued by a princess, and then cared for by his mom!”

Ask - Do you think Moses’ mom worried that maybe God had forgotten her baby boy?

Ask - Why is it important to trust God’s plan?

Game/Activity

SUPPLY LIST:

- * “Plans & Planners” Print Piece (*provided; print one per team*)
- * Manila envelope (*two per team*)
- * A way to keep time

TEACHER INSTRUCTIONS:

Before small group begins print and cut the “Plans and Planners” print pieces. Place the plan pieces in one envelope and the planner pieces in another envelope. Repeat the process so that each team will have a set of envelopes. Once small group begins, divide the kids into teams and give each team a set of envelopes. Tell them not to look inside the envelopes just yet. Explain that one envelope is full of people who have a plan. They are the planners. The other envelope is full of the planners plans. Once time begins the teams should race to match the planners with their plans. The first team to correctly match all of the planners to their plans wins! This could be played multiple rounds if time allows. This game is a fun way to reinforce the concept of what it means to have a plan.

Say - “I am dividing you all into teams. Each team will receive two envelopes. One envelope is full of planners and the other is full of plans. When I say GO, your job is to match the planners to their plans as quickly as possible. The first team to correctly match all the planners with their plans will win.”

-Allow time to play the game as many rounds as time allows-

Group Sharing

SUPPLY LIST:

- * “A Plan For You” Print Piece (*provided; print one copy per kid*)
- * Pencils or Markers
- * Bible

TEACHER INSTRUCTIONS:

Before small group begins print and cut the, “A Plan For You” print piece. Once group sharing begins give each kid a print piece and something to write with.

Say - “I want to read something to you guys. It is a verse found in Jeremiah 29:11. That’s our power verse!”

-Look up Jeremiah 29:11 and read it aloud to the group-

(Continued on next page)

Say - “Those are some pretty powerful words from God. I want to know what those words mean to you. Take some time and write your answers on the back of your card.”

-Allow the kids time to complete this task-

Ask - Would anyone like to share what you wrote?

-Allow the kids time to respond. Discuss their responses with the group-

Ask - Can we trust God’s plan for our life?

Say - “How awesome to know that God is thinking of us! He is thinking of you and me. He had a plan in mind before He ever created you. Plans to protect you, care for you, and guide you! Keep this card as a reminder that God has a plan for your life!”

Prayer Time

Say - “God has a plan for each and every person and that is something to celebrate! Let’s celebrate together as we pray thanking God for his plan.” (PRAY)

Closing

Say - “Baby Moses’ life was in danger. Pharaoh had a plan to destroy him, but God had a different plan. God had a plan to protect Moses and place him right where he needed to be. Moses’ life was saved because God had a plan. God has a plan for your life too. He has a plan to protect you and place you right where you need to be! You can trust God’s plan for your life. If you ever begin to wonder why you are here or what you are supposed to do just remember, God has a plan for you! Listen to God, follow Him, and He will direct your steps. See you all again very soon!”

Part 1

Today's Bible story is found in Exodus chapter 2. This "Ordinary Hero" we are talking about, Moses, had a very difficult beginning to his life. Moses was born in a very terrible time. His people, the Hebrews, were slaves in the country of Egypt. The ruler of Egypt, Known as Pharaoh, was not a nice man. In fact, Pharaoh was worried that there were going to be too many Hebrews in the land of Egypt, so he made a rule! "I want all Hebrew baby boys KILLED!" WOW! This was very mean! He ordered his soldiers to kill every single Hebrew baby boy that was born. There was a baby boy born to a Hebrew woman. It was Moses. His mother did not want him to die, so she decided to hide him. That worked for a while, but soon he was just too big to hide. So, Moses' mom made a small basket and placed the baby in it. She put the basket in the Nile River, hoping it would keep the baby safe. Moses' older sister hid in the distance to watch and see what would happen to him.



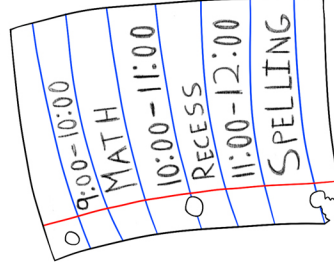
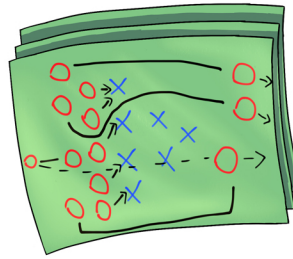
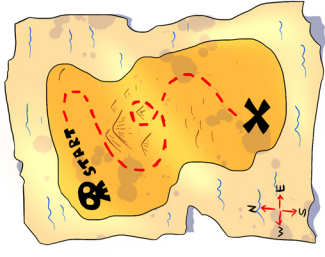


Part 2

The basket floated down the Nile River and made it into the palace where Pharaoh's daughter, the princess of Egypt, was washing in the river. Pharaoh's daughter saw the basket, opened it up, and discovered the baby inside. She was touched by the sweet cry of the baby boy and decided she wanted to keep the baby as her own son.


Part 3

Suddenly, Moses' sister ran up and told Pharaoh's daughter, "My mom will take care of the baby for you!" Pharaoh's daughter thought this was a great idea. So, she gave baby Moses to the little girl and allowed her to take the baby. Soon, Moses was back in the arms of his mother. He was now safe to grow and live. After a few years, his mother took Moses to Pharaoh's palace to live.

PLANES



PLANNERS





GOD HAS A PLAN FOR YOU!

“For I know the plans I have for for you,” says the Lord. “They are plans for good and not for disaster,” to give you a future and a hope.”

- Jer. 29:11



GOD HAS A PLAN FOR YOU!

“For I know the plans I have for for you,” says the Lord. “They are plans for good and not for disaster,” to give you a future and a hope.”

- Jer. 29:11